



ALSO
AVAILABLE IN
1T BULK
BAG



GENERAL PURPOSE CEMENT

**MADE
Right Here**

Premium General Purpose cement
Blends with raw materials to suit your project
Conforms to AS3972 Type GP



plus paving &
general building uses

**CEMENT
AUSTRALIA®**



GENERAL PURPOSE CEMENT

- High versatility allowing use in a wide variety of concrete applications
- Compatible with most admixtures and supplementary cementitious materials
- Complies with the Type GP requirements specified in Australian Standard AS3972 General purpose and blended Cements

Build with Confidence

cementaustralia.com.au or call 1300 CEMENT (1300 236 368)

**MADE
Right Here**

**CEMENT
AUSTRALIA®**



MADE
Right Here

Premium General Purpose cement
Blends with raw materials to suit your project
Conforms to AS3972 Type GP



CEMENT
AUSTRALIA®

plus paving & general building uses



Cement Australia General Purpose Cement fully complies with the requirements for Type GP cement in Australian Standard AS3972 - General purpose and blended cements.

General Purpose Cement is ideal for a wide range of applications including:




- Domestic construction such as concrete slabs, driveways and footpaths
- Structural concrete such as pre-stressed slabs, columns and tilt-up walls
- Pavers, blocks, panels and pipes
- Mining applications
- Major engineering/civil projects requiring high quality and consistency
- Specialty formulations such as adhesives, renders, mortars and grouts

SUGGESTED MIX RATIOS (BY VOLUME)

Application	Cement	Sand	Aggregate	20kg Bags per m ³
Concrete – Improve Water Tightness High Strength	1	1.5	3	17
Concrete – Paths and Driveways	1	2	3	16
Concrete – Foundations, Footings	1	3	3	13
Mortar (general purpose)	1	4	-	15
Mortar (enhanced workability)	1	6 + 1 hydrated lime	-	8
Render	1	3	-	20

Note: This information is a guide only, specific advice for your project should be obtained for the materials you are using.

HOW TO USE

-  **STEP 1** Combine cement, clean aggregate and sand in correct proportion in a non-porous vessel. Large jobs require a concrete mixer.
-  **STEP 2** Add drinkable water gradually and mix thoroughly. Use enough water to make a workable mix. Excess water ruins good concrete.
-  **STEP 3** Use product immediately after mixing. Keep concrete moist for 7 days for best results.

HANDLING AND LIMITATIONS

Where specific properties such as rapid setting or high early strength are required a more specialised cement should be considered. The 'shelf life' of General Purpose cement products is dependent on the storage conditions.

It is necessary for bagged General Purpose cement to be stored in dry conditions and protected from rain, dew or any other moisture source. Bagged cement that has hardened or is lumpy as a result of exposure to moisture should not be used.

General Purpose cement products are highly alkaline materials and are significantly affected by exposure to water.

To view all product limitations, storage & handling tips please visit cementaustralia.com.au

Item Code 13811
Cement Australia
General Purpose
Cement 20kg



PRODUCT DISCLAIMER
Recommendations regarding the use of this product are to be taken as a guide only. If in doubt contact Cement Australia Pty Limited ("Cement Australia") or seek professional advice. To the extent permitted by law, Cement Australia excludes all implied warranties, conditions and guarantees imposed by legislation. Cement Australia excludes all liability for loss, damage or injury arising from use of the product (i) otherwise than in accordance with the recommendations or (ii) for purposes other than those for which it is ordinarily acquired. For all other loss, damage or injury arising from the use of this product, to the extent permitted by law Cement Australia's liability is limited, at its discretion, to refunding the cost of the product or resupplying the product or equivalent product.

Safety Data Sheet available at cementaustralia.com.au

